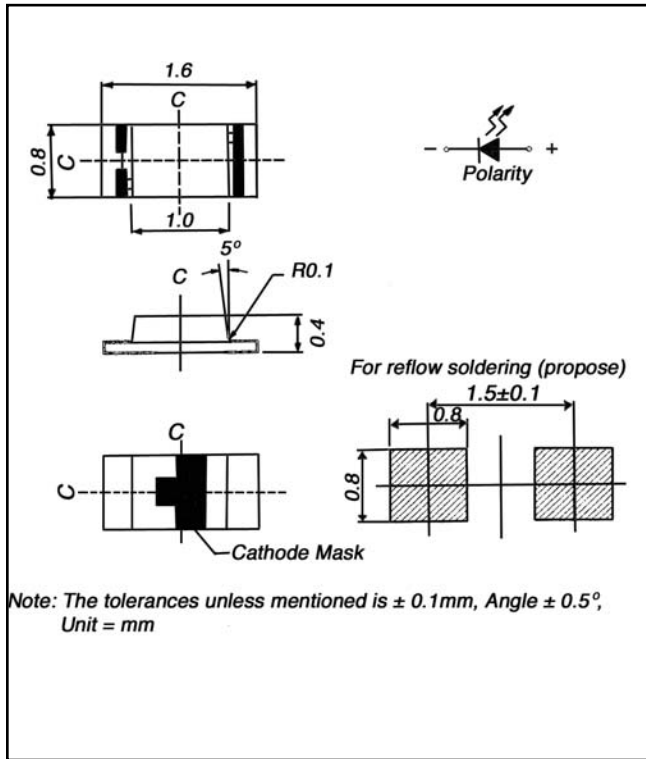




# AND7GB

## InGaAlP Ultra Bright Green Light Low Profile Surface Mount Package



### Features

- 0.40 mm height
- Compatible with automatic placement equipment.
- Compatible w/ infrared & vapor phase reflow solder process.
- **RoHS Compliant**

### Applications

- Backlighting in auto dashboard & switch.
- Flat backlight for LCD, switch & symbol.
- General use for miniature applications.

### Maximum Ratings (T<sub>a</sub> = 25°C)

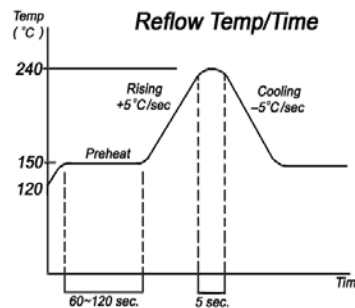
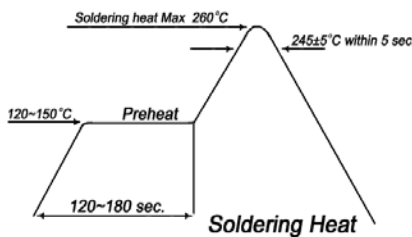
Characteristics	Symbol	Rating	Unit
Forward Current	I <sub>F</sub>	25	mA
Reverse Voltage	V <sub>R</sub>	5	V
Power Dissipation	P <sub>D</sub>	60	mW
Operating Temp. Range	T <sub>Opr</sub>	-40~ +85	°C
Storage Temp. Range	T <sub>Stg</sub>	-40~ +90	°C
Soldering Temp. (for 5 seconds)	T <sub>Sol</sub>	260	°C
Electrostatic Discharge	ESD	2000	V
Peak Forward Current (Duty 1/10 @ 1KHz)	I <sub>F</sub>	60	mA

### Electro-Optical Characteristics (T<sub>a</sub> = 25°C)

Characteristics	Symbol	Test Condition	Minimum	Typical	Maximum	Unit
Forward Voltage	V <sub>F</sub>	I <sub>F</sub> = 5 mA	–	2.0	2.4	V
Reverse Current	I <sub>R</sub>	V <sub>R</sub> = 5 V	–	–	10	µA
Luminous Intensity	I <sub>V</sub>	I <sub>F</sub> = 5 mA	–	20	–	mcd
Luminous Intensity	I <sub>V</sub>	I <sub>F</sub> = 20 mA	30	45	–	mcd
Peak Wavelength	λ <sub>p</sub>	I <sub>F</sub> = 20 mA	–	575	–	nm
Spectral Line Half Width	Δλ	I <sub>F</sub> = 20 mA	–	20	–	nm
Dominant Wavelength	λ <sub>d</sub>	I <sub>F</sub> = 20 mA	–	573	–	nm
Full Viewing Angle	2 θ 1/2	I <sub>F</sub> = 20 mA	–	120	–	degree

### Notes:

1. Recommended solder condition:



Product specifications contained herein may be changed without prior notice. It is therefore advisable to contact Purdy Electronics before proceeding with the design of equipment incorporating this product.